

7-HGPCA-Pre 66 Grand Prix Cars SPA SIX HOURS Qualifying





Final Classification

No Drivers	Team	Car	Cl.	Time	Lap Total	Gap	Kph
1 59 C. MARTIN		COOPER T53	7b	2:45.056	10 10	-	152.8
2 12 R. FRIEDRICHS		COOPER T53	7b	2:45.124	11 11	+0.068 +0.068	152.7
3 76 T. CHILD		BRABHAM BT3/4	12	2:45.902	10 11	+0.846 +0.778	152.0
4 63 M. KUIPER		BRABHAM BT4	12	2:46.239	9 10	+1.183 +0.337	151.7
5 25 A. MIDDLEHURST		LOTUS 25	11	2:46.991	11 11	+1.935 +0.752	151.0
6 50 P. BUHOFFER		BRM P261-2	11	2:48.375	10 10	+3.319 +1.384	149.7
7 49 M. CASTELEIN		LOTUS 18	12	2:48.627	9 10	+3.571 +0.252	149.5
8 18 C. MCCARTHY		LOTUS 18	7b	2:48.878	8 10	+3.822 +0.251	149.3
9 7 M. BLEES		BRABHAM BT7A	12	2:51.408	7 10	+6.352 +2.530	147.1
10 87 T. LEES		COOPER T53	7b	2:52.097	10 10	+7.041 +0.689	146.5
11 75 A. MORTON		LOTUS 21	10a	2:53.369	9 10	+8.313 +1.272	145.4
12 34 J. SPIERS		MASERATI 250F	6	2:55.034	7 8	+9.978 +1.665	144.1
13 24 I. STROLZ		COOPER T51	7b	2:55.090	10 10	+10.034 +0.056	144.0
14 99 M. SHAW		SCARAB Offenhauser	8	2:55.669	7 10	+10.613 +0.579	143.5
15 128 G. UNDERWOOD		COOPER T56-59	10b	2:57.511	9 10	+12.455 +1.842	142.0
16 38 R. WILSON		FERRARI 246 Dino	7a	2:57.748	9 10	+12.692 +0.237	141.9
17 77 G. OWEN		KURTIS 500C	8	2:58.471	8 9	+13.415 +0.723	141.3
18 5 G. ADELMAN		BRM P261-5	11	2:58.829	10 10	+13.773 +0.358	141.0
19 2 R. JOLLEY		LISTER JAGUAR Monza GP	8	2:58.874	7 9	+13.818 +0.045	141.0
20 181 P. BONNY		BRABHAM BT2	10a	2:58.954	10 10	+13.898 +0.080	140.9
21 66 S. HOOLE		COOPER T66 F1	11	2:59.100	6 10	+14.044 +0.146	140.8
22 127 S. HART		COOPER MASERATI T51	9	3:00.002	8 10	+14.946 +0.902	140.1
23 72 T. DE GRES		BRABHAM BT14	10b	3:00.786	8 9	+15.730 +0.784	139.5
24 3 B. CANNELL		COOPER T51	9	3:01.090	10 10	+16.034 +0.304	139.2
25 55 N. TAYLOR		LOTUS 18	10a	3:02.963	6 9	+17.907 +1.873	137.8
26 43 E. WILLIAMS		COOPER T43	9	3:04.001	2 2	+18.945 +1.038	137.0
27 248 K. LEHR		MASERATI 250F	6	3:05.306	4 9	+20.250 +1.305	136.1
28 19 P. GRANT		COOPER Bristol MkII	5	3:06.837	9 10	+21.781 +1.531	135.0
29 21 I. NUTHALL		COOPER Bristol MkII	5	3:07.195	10 10	+22.139 +0.358	134.7
30 6 A. HERREMAN / H. HERREMAN		LDS F1	10a	3:09.005	8 8	+23.949 +1.810	133.4
31 36 E. STAES		COOPER Bristol T23 MkII	5	3:11.246	7 9	+26.190 +2.241	131.8
32 33 C. PHILLIPS		COOPER Bristol MkII	5	3:12.961	9 9	+27.905 +1.715	130.7
33 28 E. MCGUIRE		COOPER Bristol Mkl	5	3:13.217	9 9	+28.161 +0.256	130.5
34 27 C. DUMOLIN		MASERATI 250F	6	3:13.612	7 9	+28.556 +0.395	130.2
35 35 J. ELLISON		ASSEGAI F1	10a	3:15.472	3 9	+30.416 +1.860	129.0
36 123 S. HOPE		MASERATI 250F	6	3:17.285	5 7	+32.229 +1.813	127.8
37 143 S. TIZZARD		COOPER T43	7c	3:18.450	4 5	+33.394 +1.165	127.1
38 62 G. LOXTON		LDS F1-5	10a	3:19.283	7 9	+34.227 +0.833	126.5
39 92 S. BANHAM		COOPER T45	7c	3:19.492	8 8	+34.436 +0.209	126.4
40 271 N. WOOD		COOPER Bristol Mkl F2	5	3:19.710	8 9	+34.854 +0.218	126.3
41 23 J. RETTENMAIER		ALTA F2	5	3:21.497	8 9	+36.441 +1.787	125.1
42 47 B. JOLLIFFE		COOPER T45/51	9	3:21.708	4 7	+36.652 +0.211	125.0
43 9 S. RETTENMAIER		ALFA ROMEO P3	1	3:29.033	8 8	+43.977 +7.325	120.6
44 45 H. CIERS		COOPER T45	7c	3:30.468	8 8	+45.412 +1.435	119.8
45 118 M. NEISIUS		MASERATI 6CM	3	3:31.323	8 8	+46.267 +0.855	119.3
46 60 S. FRASER		COOPER T43	7c	3:32.965	7 8	+47.909 +1.642	118.4
47 53 K. RETTENMAIER		COOPER Bristol MkII	5	3:42.598	8 8	+57.542 +9.633	113.3

CAR #7 - LAP 4 DELETED - TL -- CAR #50 - LAP 6 & 8 DELETED - TL -- CAR #6 - LAP 7 DELETED - TL -- CAR #38 - LAP 8 DELETED - TL
 CAR #18 - LAP 10 DELETED - TL -- CARS #2, #6 & #36 - BEST LAP TIME DELETED - DOUBLE CHECKERED

Published at:

Track Status: **WET**

Stewards Ronald BARBIERE, Chairman 	Alexandre MAGIS 	Etienne MASSILLON 	Timekeeper Alberto Estébanez 
---	--	--	---