

10-Historic Formula Junior SPA SIX HOURS Race 1 (25 Minutes)

Final Classification





No Drivers	Team	Car	Cl.	Laps	Total Time	Gap	Kph	Best Lap		
								Lap	Time	Kph
1	194 C. RICHARDS	LOTUS 22	E1	8	25:53.935	-	129.5	3	2:47.143	150.9
2	79 M. ROSSI DI MONTELERA	LOTUS 22	E1	8	25:54.057	+0.122	129.5	8	2:47.138	150.9
3	55 L. HALUSA	LOTUS 22	E1	8	26:05.817	+11.882	128.5	8	2:51.391	147.1
4	27 R. WILSON	LOTUS 27	E1	8	26:06.807	+12.872	128.5	8	2:52.083	146.5
5	69 S. ROACH	ALEXIS Mk4	E1	8	26:07.347	+13.412	128.4	3	2:50.764	147.7
6	50 P. BUHOFFER	LOTUS 27	E1	8	26:08.542	+14.607	128.3	3	2:52.742	146.0
7	20 A. HIBBERD	LOTUS 20	D2	8	26:08.964	+15.029	128.3	8	2:52.934	145.8
8	36 D. BAKER	LOTUS 27	E1	8	26:17.896	+23.961	127.6	3	2:52.124	146.5
9	70 J. FYDA	BRABHAM BT6	E1	8	26:24.333	+30.398	127.0	8	2:59.756	140.3
10	39 N. CARLTON-SMITH	LOTUS 20	D2	8	26:25.097	+31.162	127.0	4	2:56.355	143.0
11	167 A. SCHMIDT	BRABHAM BT6	E1	8	26:30.769	+36.834	126.5	4	3:02.198	138.4
12	187 P. GUICHARD	LYNX T3	D2	8	26:31.380	+37.445	126.5	4	3:01.674	138.8
13	32 R. MALLOCK	U2 MkII	B2	8	26:32.212	+38.277	126.4	4	3:03.395	137.5
14	143 S. MONUMENT	LOTUS 18	C2	8	26:32.686	+38.751	126.4	4	3:03.923	137.1
15	47 C. MCCARTHY	LOTUS 18	C2	8	26:33.089	+39.154	126.3	4	3:01.761	138.7
16	65 R. FERRIS	DONFORD FJ	E2	8	26:33.489	+39.554	126.3	8	3:04.703	136.5
17	140 K. PICKERING	BRITANNIA FJ	C2	8	26:34.496	+40.561	126.2	4	3:06.155	135.4
18	86 L. HOFER	LOTUS 22	E1	8	26:34.798	+40.863	126.2	3	3:03.798	137.2
19	13 C. ASTLEY	ELVA 100	B2	8	26:40.387	+46.452	125.8	4	3:07.958	134.1
20	73 J. LANGE	LOTUS 22	E1	8	26:43.474	+49.539	125.5	8	3:12.502	131.0
21	62 G. CANDIANI	BRANCA FJ	E1	8	26:43.857	+49.922	125.5	3	3:04.683	136.5
22	11 N. TAYLOR	ELVA 100	B2	8	26:45.507	+51.572	125.4	8	3:06.536	135.2
23	96 L. DE BRUYN	COOPER T65	E2	8	27:18.362	+1:24.427	122.9	8	3:15.462	129.0
24	60 S. FRASER	LOTUS 20/22	E1	8	27:19.643	+1:25.708	122.8	8	3:17.757	127.5
25	6 S. ADELMAN	BRABHAM BT6	E1	8	27:19.988	+1:26.053	122.7	8	3:15.682	128.9
26	3 J. FLEMING	LOLA MkII	B2	8	27:22.288	+1:28.353	122.6	8	3:15.204	129.2
27	88 M. COPPINI	LOTUS 20	D2	8	27:22.896	+1:28.961	122.5	8	3:18.018	127.3
28	22 R. LACKFORD	ELVA 100	B2	8	27:26.474	+1:32.539	122.2	3	3:17.748	127.5
29	97 H. CIERS	LOTUS 20	D2	8	28:17.739	+2:23.804	118.6	3	3:19.125	126.6
30	131 D. WALL	GEMINI MkII	B2	8	28:18.696	+2:24.761	118.5	3	3:20.708	125.6
31	123 A. GUARINO	ELVA 100	B1	8	28:21.774	+2:27.839	118.3	3	3:23.433	123.9
32	68 T. LEES	LOLA Mk 5A	E1	7	23:23.498	1 Lap	125.4	4	3:01.131	139.2
33	165 J. OFFERGELD	COOPER T56	D2	7	23:23.801	1 Lap	125.4	4	3:01.790	138.7
34	23 A. RUSSELL	CONDOR S II	B2	7	23:29.529	1 Lap	124.9	4	3:05.146	136.2
35	166 G. UNDERWOOD	BRABHAM BT2	E1	7	23:33.206	1 Lap	124.6	4	3:01.482	138.9
36	182 R. CARTER	LOTUS 22	E1	7	25:56.274	1 Lap	113.1	3	3:18.990	126.7
37	119 E. GUARINO	ELVA 100	B2	7	26:46.996	1 Lap	109.6	3	3:29.918	120.1
38	28 A. HERREMAN	VOLPINI FJ	A	7	26:47.582	1 Lap	109.5	2	3:33.071	118.3
39	7 D. RABAGLIATI	ALEXIS HF1	B2	7	26:48.502	1 Lap	109.5	7	3:35.277	117.1
40	43 G. VERHOFSTADT	ELVA 100	B2	7	27:11.111	1 Lap	107.9	3	3:43.742	112.7
41	154 R. FRIEDRICH	LOLA Mk 5A	E1	3	8:45.390	5 Laps	143.1	3	2:54.382	144.6
42	16 P. FENICHEL	STANGUELLINI FJ	A	3	27:09.463	5 Laps	46.2	3	3:56.308	106.7
43	148 R. BISHOP-MILLER	CARAVELLE MkII	D2	1	20:39.037	7 Laps	20.0			

Pole Position:	Manfredo ROSSI DI MONTELERA	3:14.973	129.3 Kph
Fastest Lap:	Lap 8 Manfredo ROSSI DI MONTELERA	2:47.138	150.9 Kph

CAR #62 - NO TRANSPONDER
 CAR #23 - BAD SIGNAL TRANSPONDER
 CARS #11, #36 & #166 - TIME PENALTY OF 10 SECONDS - INFRINGEMENT AT THE START

Published at: 17:00'

Track Status: DRY

Stewards Ronald BARBIERE, Chairman 	Alexandre MAGIS 	Etienne MASSILLON 	Timekeeper Alberto Estébanez 
---	--	--	---