

1-Spa Six Hours Endurance


SPA SIX HOURS

Qualifying 2

Final Classification

No Drivers	Team	Car	Cl.	Time	Lap Total	Gap	Kph
1 30	M. GRAF VON OEYNSHAUSEN / N. VERDONCK	FORD GT40	+	3:16.036	3 9	- -	128.6
2 45	A. KOLB / V. KOLB / F. STIPPLER	SHELBY Cobra	12	3:19.823	4 7	+3.787 +3.787	126.2
3 3	N. DITTING / S. HANCOCK	FORD GT40	+	3:21.762	4 7	+5.726 +1.939	125.0
4 169	C. GRAF VON FABER-CASTELL / A. MEWALL	SHELBY Cobra Daytona	12	3:24.179	5 8	+8.143 +2.417	123.5
5 39	A. SMITH / J. CLARK / B. MITCHELL	JAGUAR E Type Lightweight	12	3:24.888	3 6	+8.852 +0.709	123.1
6 188	S. OSBORNE / R. SMITH / C. WARD	JAGUAR E Type	12	3:27.241	4 5	+11.205 +2.353	121.7
7 24	L. GRAF VON WEDEL / A. GRAF VON WEDEL / C. GRAF VON WEDEL	LOTUS Elan	10	3:29.177	4 7	+13.141 +1.936	120.5
8 41	D. FRANCHETTI / M. FRANCHETTI / A. LOTTERER	FORD GT40	+	3:32.794	4 5	+16.758 +3.617	118.5
9 36	S. LYNN / M. LYNN / A. HADDON	FORD GT40	+	3:34.126	3 9	+18.090 +1.332	117.8
10 14	X. SANZ DE ACEDO / R. RAWE / M. THORNE	FORD GT40	+	3:34.167	2 7	+18.131 +0.041	117.7
11 9	W. FRIEDRICHS / P. FRIEDRICHS / S. HADFIELD	ASTON MARTIN DB4 GT DP214	12	3:35.930	5 9	+19.894 +1.763	116.8
12 8	D. HART / O. HART / N. PASTORELLI	FORD GT40	+	3:36.127	2 4	+20.091 +0.197	116.7
13 79	C. VAN LANSCHOT / K. LE BLANC / R. WILLS	FORD Falcon	10	3:36.235	2 3	+20.199 +0.108	116.6
14 21	O. BRYANT / J. TWYMAN / P. KEEN	FORD GT40	+	3:37.014	3 6	+20.978 +0.779	116.2
15 165	M. BATES / J. BATES	PORSCHE 911	11	3:37.496	3 8	+21.460 +0.482	115.9
16 61	C. NISTORICA / G. WILLIAMS / N. PRIMROSE	JAGUAR E Type	7	3:38.470	5 9	+22.434 +0.974	115.4
17 352	D. KONSBRUCK / P. VERMAST / L. PICHONNIER	SHELBY Mustang GT 350	12	3:38.759	5 6	+22.723 +0.289	115.3
18 11	F. WAKEMAN / A. SMITH / M. GRANT-PETERKIN	FORD GT40	+	3:38.913	4 8	+22.877 +0.154	115.2
19 98	J. FARLEY / E. VAN DE POELE	FORD GT40	+	3:39.168	3 8	+23.132 +0.255	115.0
20 7	R. MEINS / C. LILLINGSTON PRICE / R. HUFF	FORD GT40	+	3:39.563	4 8	+23.527 +0.395	114.8
21 144	P. POCHCIOL / G. POCHCIOL / J. HANSON	SHELBY Cobra Daytona Coupe	12	3:41.267	4 6	+25.231 +1.704	114.0
22 135	P. REYNOLDS / D. QUINTERO / J. THOMAS	LOTUS Elan 26R	10	3:42.625	2 4	+26.589 +1.358	113.3
23 10	L. SANCHEZ / N. SALEWSKY / M. FUNKE	FORD GT40	+	3:45.613	6 9	+29.577 +2.988	111.8
24 77	R. GREENHALGH / A. GREENHALGH / J. GREENHALGH	SHELBY Cobra	12	3:45.680	3 8	+29.644 +0.067	111.7
25 12	B. GRIESEMANN / G. GRIESEMANN	FORD GT40	+	3:47.171	5 8	+31.135 +1.491	111.0
26 48	P. TOOMS / E. SEVADJIAN / R. ROWE	LOTUS Elan 26R	10	3:47.599	2 6	+31.563 +0.428	110.8
27 100	B. GEORGI / V. ICKX / A. WEINZIERL	FORD 1964 Falcon Sprint	10	3:47.649	3 5	+31.613 +0.050	110.8
28 43	G. GOMES / J. CLARIDGE / J. DENTY	LOTUS Elan	10	3:48.146	2 8	+32.110 +0.497	110.5
29 19	L. KERKHOF / E. GEERAERTS / L. MOORTGAT	FORD Mustang Mk1	10	3:49.630	3 8	+33.594 +1.484	109.8
30 35	M. BIRCH / D. BURKE	FORD GT40	+	3:50.255	4 6	+34.219 +0.625	109.5
31 64	B. KELLEN / Y. MUNHOWEN / M. SCHILTZ	FORD Mustang	10	3:50.706	2 3	+34.670 +0.451	109.3
32 23	R. HYETT / C. HYETT	LOTUS Elan 26R	10	3:51.351	2 5	+35.315 +0.645	109.0
33 27	R. FRANKEL / G. TURRAL / L. FRANKEL	FORD Falcon Spirit	10	3:52.259	3 6	+36.223 +0.908	108.6
34 28	P. BORDET / E. BORDET	MARCOS 1800 GT	8	3:54.053	5 8	+38.017 +1.794	107.7
35 616	S. ADRIAANS / A. ADRIAANS / E. VAN LIESHOUT	FORD Mustang Notchback	10	3:54.189	3 8	+38.153 +0.136	107.7
36 62	C. GERMAIN / A. DARLEY / N. REUBEN	TVR Griffith 200	12	3:54.470	2 3	+38.434 +0.281	107.5
37 49	M. GRAY / K. GRAY	JAGUAR E Type	12	3:55.070	4 5	+39.034 +0.600	107.3
38 46	C. BOURIEZ / A. MILLE /	LOTUS Elan 26R	10	3:57.186	5 7	+41.150 +2.116	106.3
39 66	L. WOS / A. YOOL	TURNER MKII	11	3:59.510	4 8	+43.474 +2.324	105.3
40 52	P. LAMBILLIOTTE / A. LAMBILLIOTTE	LOTUS Elan	10	4:01.255	3 8	+45.219 +1.745	104.5
41 149	D. FORRIER / J. HINDRYCKX / L. MORTREU	MG MGB	11	4:02.921	2 6	+46.885 +1.666	103.8
42 55	P. DE CRAENE / D. DE CRAENE	PORSCHE 911	11	4:03.616	3 8	+47.580 +0.695	103.5
43 37	X. MARTENS / B. VAN ELDEREN / F. FICK	PORSCHE 911	11	4:04.036	4 7	+48.000 +0.420	103.3
44 16	D. SMITH / I. ROWLEY	GILBERT 1800GT	11	4:05.031	3 8	+48.995 +0.995	102.9
45 110	R. OWEN / S. KING / D. COOKE	FORD Galaxie 500XL	10	4:06.391	2 5	+50.355 +1.360	102.3
46 200	S. BERCHON / J. DA ROCHA	JAGUAR E Type	12	4:09.041	5 6	+53.005 +2.650	101.2
47 511	N. KING / T. MOGRIDGE / M. HALES	TRIUMPH TR4	11	4:09.739	2 7	+53.703 +0.698	101.0
48 54	P. ZUMSTEIN / M. HAURI	AUSTIN HEALEY 3000 Mk2	12	4:10.319	4 8	+54.283 +0.580	100.7
49 44	M. THORNE / S. BENNETT-BAGGS / J. TODD	AUSTIN HEALEY 3000	12	4:10.460	3 8	+54.424 +0.141	100.7
50 2	P. PEDERSEN / N. KJAERGAARD / A. WEISS	GINETTA G4R	8	4:10.506	2 4	+54.470 +0.046	100.7
51 91	S. SCHAMSCHULA / M. SCHELLONG / C. HENKE	TRIUMPH TR4	11	4:11.914	4 5	+55.878 +1.408	100.1
52 194	P. MACEDO SILVA / J. MONROY	FORD GT40 Roadster	+	4:15.151	3 5	+59.115 +3.237	98.8
53 202	E. DE WEERDT / L. BRANCAERTS / B. KABERGS	FORD Mustang	10	4:17.306	4 5	+1:01.270 +2.155	98.0
54 104	F. DE CHANTERAC / J. DA ROCHA	AUSTIN HEALEY 3000 MK2	12	4:21.937	2 7	+1:05.901 +4.631	96.3
55 111	A. HERREMAN / H. HERREMAN	MG MGB	11	4:25.169	2 3	+1:09.133 +3.232	95.1
56 232	B. FLOECK / C. DORNIER / A. VAN HOODYDONK	FORD Shelby Mustang 350 GT	12	4:31.963	2 5	+1:15.927 +6.794	92.7
57 42	S. KÖNIG / P. KÖNIG / G. VERZIJLBERGEN	JAGUAR E Type	12	5:05.446	2 3	+1:49.410 +33.483	82.5
58 1	J. WRIGHT / A. WOLFE / M. GANS	FORD GT40	+				





1-Spa Six Hours Endurance

SPA SIX HOURS

Qualifying 2





Final Classification

No Drivers	Team	Car	Cl.	Time	Lap Total	Gap	Kph
59 4	C. SCHWARTZ / A. FLEIMES / A. NEWALL	FORD GT40	+		4		
60 5	S. JOBSTL / G. MCDONALD / R. HALL	LOTUS Elan 26R	10				
61 6	G. PEARSON / A. BRUNDLE / C. HARRIS	FORD GT40	+				
62 15	P. BUIHOFER / A. WILLIS / R. FRIEDRICH	LOTUS Elan 26R	10				
63 17	D. DESANTIS / D. HINTON	PORSCHE 911 SWB	11				
64 18	K. TILLEY / M. GRIFFITHS / J. HILL	FORD GT40	+		4		
65 22	H. HAMUNEN / M. LAINE / J. ENQVIST	FORD Shelby Mustang 350 GT	12				
66 25	T. WOOD / W. NUTHALL / M. LYONS	FORD GT40	+		6		
67 31	A. MILLE / Y. SCEMAMA / C. OFFEL DE VILLACOURT	JAGUAR E Type	12		4		
68 32	F. BRANDT / J. BRANDT	TVR Grantura MK III	11		5		
69 33	C. DICHTER / M. SCHMITZ / D. WAGNER	FORD Mustang	10		2		
70 40	G. SHEDDEN / B. BARKER / R. BUTCHER	LOTUS Elan 26R	10		2		
71 53	C. COLL / M. MAC	PORSCHE 911	11		6		
72 69	M. EYEARS / A. STRETTON / E. MORRIS	LOTUS 26R	10				
73 72	N. SLEEP / J. WYKEHAM / A. MONTGOMERY	FORD Shelby Mustang 350 GT	12				
74 73	K. SELDERS / N. REUBEN	TVR Griffith 200	12				
75 101	J. MEEUWISSEN / B. JANSEN / T. MEEUWISSEN	FORD Mustang	10		4		
76 129	K. AHLERS / J. BELLINGER / C. BOCK	MORGAN Plus 4 Super Sport	11				
77 186	D. SMITHIES / C. CLARKSON / M. PANGBORN	SHELBY Cobra Daytona	12		1		
78 619	S. TALWAR / J. HADFIELD	PORSCHE 911	11				
79 888	J. DAVISON / M. WHITTAKER / N. GREENSALL	TVR Griffiths	12		5		

Fastest Lap: Lap 3 | Marcus GRAF VON OEYNHAUSEN | 3:16.036 | 128.6 Kph

Published at:

Track Status: **WET**

Stewards Ronald BARBIERE, Chairman 	Alexandre MAGIS 	Etienne MASSILLON 	Timekeeper Alberto Estébanez 
---	--	--	---

10h14'

28/09/2024 Page 2 / 2