



1-Spa Six Hours Endurance SPA SIX HOURS Race

Final Classification

No Drivers	Team	Car	Class	Laps	Total Time	Gap	Best Lap	
							Lap Time	Kph
1 41	FRANCHITTI / FRANCHITTI / LOTTERER	FORD GT40	+	106	5:41:57.985		103	2:39.343 158.2
2 8	HART / HART / PASTORELLI	FORD GT40	+	105	5:43:21.411	1 Lap	1 Lap	43 2:41.304 158.3
3 40	SHEDDEN / BARKER / BUTCHER	LOTUS Elan 26R	10	105	5:43:25.188	1 Lap	3.777	100 2:50.651 147.8
4 6	PEARSON / BRUNDLE / HARRIS	FORD GT40	+	104	5:42:52.499	2 Laps	1 Lap	25 2:43.505 154.2
5 10	SANCHEZ / SALEWSKY / FUNKE	FORD GT40	+	104	5:43:04.822	2 Laps	12.323	36 2:41.601 156.0
6 21	BRYANT / TWYMAN / KEEN	FORD GT40	+	104	5:43:15.096	2 Laps	10.274	34 2:45.749 152.1
7 11	WAKEMAN / SMITH / GRANT-PETERKIN	FORD GT40	+	104	5:44:42.962	2 Laps	1:27.866	42 2:46.737 151.2
8 194	MACEDO SILVA / MONROY	FORD GT40 Roadster	+	103	5:43:23.669	3 Laps	1 Lap	26 2:47.885 150.2
9 25	WOOD / NUTHALL / LYONS	FORD GT40	+	102	5:39:18.422	4 Laps	1 Lap	96 2:43.474 154.2
10 7	MEINS / LILLINGSTON PRICE / HUFF	FORD GT40	+	102	5:41:58.509	4 Laps	2:40.087	95 2:40.904 156.7
11 36	LYNN / LYNN / HADDON	FORD GT40	+	102	5:42:05.614	4 Laps	7.105	92 2:43.512 154.2
12 43	GOMES / CLARIDGE / DENTY	LOTUS Elan	10	102	5:42:08.278	4 Laps	2.664	92 2:53.077 145.7
13 45	KOLB / KOLB / STIPLER	SHELBY Cobra	12	102	5:42:58.356	4 Laps	50.078	36 2:50.714 147.7
14 135	REYNOLDS / QUINTERO / THOMAS	LOTUS Elan 26R	10	101	5:42:11.952	5 Laps	1 Lap	43 2:55.611 143.6
15 188	OSBORNE / SMITH / WARD	JAGUAR E Type	12	101	5:42:32.303	5 Laps	20.351	95 2:54.487 144.5
16 39	SMITH / CLARK / MITCHELL	JAGUAR E Type Lightweight	12	101	5:43:10.006	5 Laps	37.703	24 2:50.345 148.0
17 15	BUHOFER / WILLIS / FRIEDRICH	LOTUS Elan 26R	10	101	5:43:28.802	5 Laps	18.796	43 2:58.095 141.6
18 169	GRAF VON FABER-CASTELL / NEWALL	SHELBY Cobra Daytona	12	100	5:42:04.920	6 Laps	1 Lap	43 2:50.021 148.3
19 42	KÖNIG / KÖNIG / VERZIJLBERGEN	JAGUAR E Type	12	100	5:42:11.495	6 Laps	6.575	90 2:53.532 145.3
20 14	SANZ DE ACEDO / RAWE / THORNE	FORD GT40	+	99	5:41:59.289	7 Laps	1 Lap	89 2:50.436 147.9
21 69	EYEARS / STRETTON / MORRIS	LOTUS 26R	10	99	5:42:08.782	7 Laps	9.493	90 2:55.394 143.8
22 79	VAN LANSCHOT / LE BLANC / WILLS	FORD Falcon	10	99	5:42:47.219	7 Laps	38.437	78 3:03.195 137.6
23 73	SELDERS / REUBEN	TVR Griffith 200	12	99	5:43:14.019	7 Laps	26.800	41 2:55.580 143.6
24 129	AHLERS / BELLINGER / BOCK	MORGAN Plus 4 Super Sports	11	99	5:43:36.446	7 Laps	22.427	94 3:01.252 139.1
25 165	BATES / BATES	PORSCHE 911	11	99	5:43:52.162	7 Laps	15.716	86 3:02.541 138.1
26 46	BOURIEZ / MILLE /	LOTUS Elan 26R	10	98	5:42:29.133	8 Laps	1 Lap	77 3:03.500 137.4
27 64	KELLEN / MUNHOWEN / SCHILTZ	FORD Mustang	10	98	5:42:29.837	8 Laps	0.704	35 3:00.510 139.7
28 77	GREENHALGH / GREENHALGH / GREENHALGH	SHELBY Cobra	12	98	5:43:03.937	8 Laps	34.100	40 2:59.538 140.4
29 616	ADRIAANS / ADRIAANS / VAN LIESHOUT	FORD Mustang Notch-back	10	98	5:43:07.411	8 Laps	3.474	32 3:02.420 138.2
30 101	MEELUWISSEN / JANSEN / MEELUWISSEN	FORD Mustang	10	98	5:43:14.855	8 Laps	7.444	25 2:58.839 142.6
31 28	BORDET / BORDET	MARCOS 1800 GT	s	98	5:43:41.725	8 Laps	26.870	34 3:02.801 137.9
32 30	GRAF VON DEYNHAUSEN / VERDONCK	FORD GT40	+	97	5:24:37.337	9 Laps	1 Lap	21 2:40.327 157.3
33 66	WOS / YOOL	TURNER MKII	11	97	5:43:27.265	9 Laps	8:49.928	76 3:06.206 135.4
34 54	ZUMSTEIN / HAURI	AUSTIN HEALEY 3000 Mk2	12	96	5:42:27.186	10 Laps	1 Lap	33 3:02.132 138.4
35 200	BERCHON / DA ROCHA	JAGUAR E Type	12	96	5:44:25.015	10 Laps	1:57.829	13 2:59.656 140.3
36 9	FRIEDRICH / FRIEDRICH / HADFIELD	ASTON MARTIN DB4 GT DP214	12	95	5:43:25.553	11 Laps	1 Lap	34 2:52.842 145.9
37 49	GRAY / GRAY	JAGUAR E Type	12	94	5:26:41.365	12 Laps	1 Lap	20 2:59.312 140.6
38 32	BRANDT / BRANDT	TVR Grantura MK III	11	94	5:40:24.664	12 Laps	3:43.299	19 3:13.584 130.2
39 4	SCHWARTZ / PLEIMES / NEWALL	FORD GT40	+	94	5:43:05.751	12 Laps	2:41.087	42 2:48.042 150.0
40 3	DITTING / HANCOCK	FORD GT40	+	93	5:42:05.092	13 Laps	1 Lap	78 2:44.498 153.3
41 61	NISTORICA / WILLIAMS / PRIMROSE	JAGUAR E Type	7	93	5:43:52.194	13 Laps	1:47.102	34 3:03.207 137.6
42 52	LAMBILLIOTTE / LAMBILLIOTTE	LOTUS Elan	10	92	5:44:24.477	14 Laps	1 Lap	41 3:04.169 136.9
43 98	FARLEY / VAN DE POELE	FORD GT40	+	91	5:07:00.830	15 Laps	1 Lap	21 2:41.675 156.0
44 31	MILLE / SCEMAMA / OFFEL DE VILLAUDOURT	JAGUAR E Type	12	89	5:05:26.479	17 Laps	2 Laps	43 2:53.413 145.4
45 33	DICHTER / SCHMITZ / WAGNER	FORD Mustang	10	89	5:40:07.579	17 Laps	4:41.100	82 3:04.897 136.4
46 55	DE CRAENE / DE CRAENE	PORSCHE 911	11	88	5:42:37.940	18 Laps	1 Lap	19 3:22.452 124.5
47 37	MARTENS / VAN ELDEREN / FICK	PORSCHE 911	11	88	5:43:23.985	18 Laps	46.045	38 3:04.784 136.5
48 111	HERREMAN / HERREMAN	MG MGB	11	85	5:43:47.251	21 Laps	3 Laps	39 3:19.345 126.5
49 27	FRANKEL / TURRAL / FRANKEL	FORD Falcon Spirit	10	82	5:43:13.295	24 Laps	3 Laps	78 3:06.989 134.8
50 352	KONSBRÜCK / VERMAST / PICHONNIER	SHELBY Mustang GT 350	12	81	5:45:36.578	25 Laps	1 Lap	28 2:59.565 140.4
51 24	GRAF VON WEDEL / GRAF VON WEDEL / GRAF VON WEDEL	LOTUS Elan	10	80	4:31:08.025	26 Laps	1 Lap	43 2:54.441 144.5
52 110	OWEN / KING / COOKE	FORD Galaxie 500XL	10	80	5:44:18.397	26 Laps	3:10.372	27 3:23.903 123.7
53 18	TILLEY / GRIFFITHS / HILL	FORD GT40	+	78	4:46:41.184	28 Laps	2 Laps	39 2:42.727 154.9
54 72	SLEEP / WYKEHAM / MONTGOMERY	FORD Shelby Mustang 350 GT	12	78	5:42:09.732	28 Laps	5:28.548	22 2:59.257 140.7
55 5	JOEBSTL / MCDONALD / HALL	LOTUS Elan 26R	10	76	4:21:56.312	30 Laps	2 Laps	34 2:57.648 141.9
56 2	PEDERSEN / KJAERGAARD / WEISS	GINETTA G4R	s	72	4:01:51.221	34 Laps	4 Laps	44 2:49.812 148.5
57 16	SMITH / ROWLEY	GILBERN 1800GT	11	71	5:42:05.415	35 Laps	1 Lap	27 3:22.302 124.6
58 12	GRIESEMANN / GRIESEMANN	FORD GT40	+	68	3:42:53.134	38 Laps	3 Laps	25 2:42.977 154.7
59 186	SMITHIES / CLARKSON / PANGBORN	SHELBY Cobra Daytona	12	65	3:42:52.828	41 Laps	3 Laps	25 2:58.049 141.6
60 22	HAMUNEN / LAINE / ENQVIST	FORD Shelby Mustang 350 GT	12	65	5:40:13.584	41 Laps	7:20.756	12 3:04.668 136.5
61 619	TALWAR / HADFIELD	PORSCHE 911	11	61	5:44:05.573	45 Laps	4 Laps	13 3:17.304 127.8
62 35	BIRCH / BURKE	FORD GT40	+	59	3:40:01.203	47 Laps	2 Laps	21 2:40.821 156.8
63 232	FLOECK / DORNIER / VAN HOYDONK	FORD Shelby Mustang 350 GT	12	58	3:26:03.044	48 Laps	1 Lap	38 3:06.275 135.4
64 149	FORRIER / HINDRYCKX / MORTREU	MG MGB	11	52	5:42:45.559	54 Laps	6 Laps	48 3:17.219 127.8
65 23	HYETT / HYETT	LOTUS Elan 26R	10	42	2:26:00.972	64 Laps	10 Laps	35 2:58.538 141.2
66 100	GEORGI / ICKX / WEINZIERL	FORD 1964 Falcon Sprint	10	41	2:25:30.198	65 Laps	1 Lap	35 3:01.603 138.8



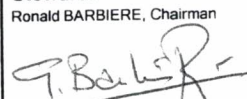





1-Spa Six Hours Endurance SPA SIX HOURS Race

Final Classification

No Drivers	Team	Car	Class	Laps	Total Time	Gap	Best Lap		
							Lap Time	Kph	
67 62 GERMAIN / DARLEY / REUBEN		TVR Griffith 200	12	33	1:56:13.250	73 Laps	8 Laps	25 2:56.894	142.5
68 19 KERKHOFS / GEERAERTS / MOORTGAT		FORD Mustang Mk1	10	28	1:35:04.908	78 Laps	5 Laps	26 3:05.028	136.3
69 44 THORNE / BENNETT-BAGGS / TODD		AUSTIN HEALEY 3000	12	25	1:24:02.570	81 Laps	3 Laps	23 3:02.418	138.2
70 202 DE WEEPRDT / BRANCKAERTS / KABERGS		FORD Mustang	10	19	1:13:57.975	87 Laps	6 Laps	13 3:16.141	128.6
71 144 POCHCIOL / POCHCIOL / HANSON		SHELBY Cobra Daytona Coupe	12	17	1:37:27.024	89 Laps	2 Laps	13 2:57.162	142.3
72 53 COLL / MAC		PORSCHE 911	11	14	47:07.566	92 Laps	3 Laps	12 3:08.623	133.7
73 1 WRIGHT / WOLFE / GANS		FORD GT40	+	12	38:25.873	94 Laps	2 Laps	7 2:53.697	145.2
74 511 KING / MOGRIDGE / HALES		TRIUMPH TR4	11	12	44:13.985	94 Laps	5:48.112	113:21.784	125.0
75 91 SCHAMSCHULA / SCHELLONG / HENKE		TRIUMPH TR4	11	7	1:33:47.862	99 Laps	5 Laps	5 3:27.371	121.6
76 48 TOOMS / SEVADJIAN / ROWE		LOTUS Elan 26R	10						
77 104 DE CHANTÉRAC / DA ROCHA		AUSTIN HEALEY 3000 MK2	12						
■ Not Started									
17 DESANTIS / HINTON		PORSCHE 911 SWB	11						
888 DAVISON / WHITTAKER / GREENSALL		TVR Griffiths	12						

Published at: 22h35

Stewards Ronald BARBIERE, Chairman 	Alexandre MAGIS 	Etienne MASSILLON 	Timekeeper Alberto Estébanez 
---	--	--	---